

30,000 to
545,586 SF



Constellation Mustang Crossing

2100 Mustang Court, Southlake, TX 76092

(click or scan
for website)



Available for Lease Q1 2025



Building 1.....	133,957 SF
Building 2.....	188,115 SF
Building 3.....	102,644 SF
Building 4.....	120,870 SF
Total	545,586 SF

- Premier infill location in the DFW Airport submarket in Dallas/Fort Worth
- Centrally located with access to a dense labor pool and a high concentration of e-commerce consumers
- Located 1.5 miles from Hwy 114 and 121 and 5 miles from the North entrance of the DFW airport
- Designed to achieve LEED Certification with “Green Ready” features including conduit for EV charging stations

Divisible to
30K SF

28-32'
clear height

1.5 miles from
Highway 114
and 121

5 miles from
DFW Airport



30,000 to 545,586 SF



Constellation Mustang Crossing

2100 Mustang Court, Southlake, TX 76092

Available for Lease Q1 2025

BUILDING 4 DETAILS

- 120,870 SF
- 28 dock high doors
- 2 ramped doors
- 28' clear height
- ESRF
- 216 car parks
- 6-inch slab
- 130' truck court

BUILDING 1 DETAILS

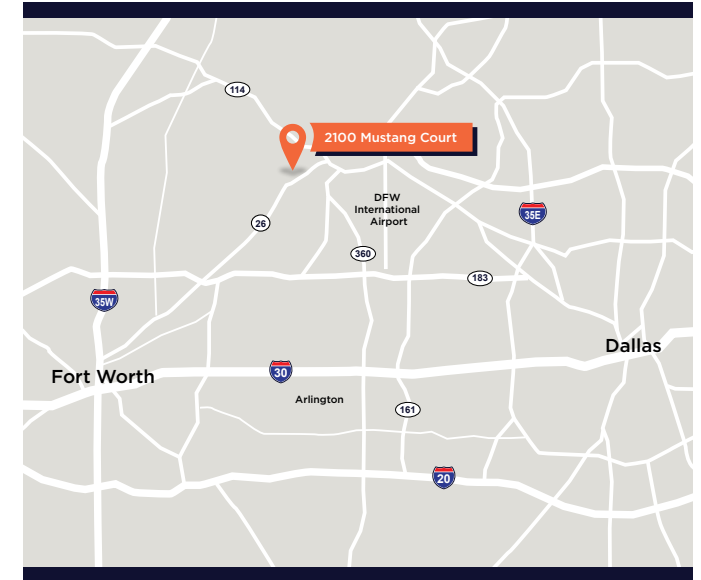
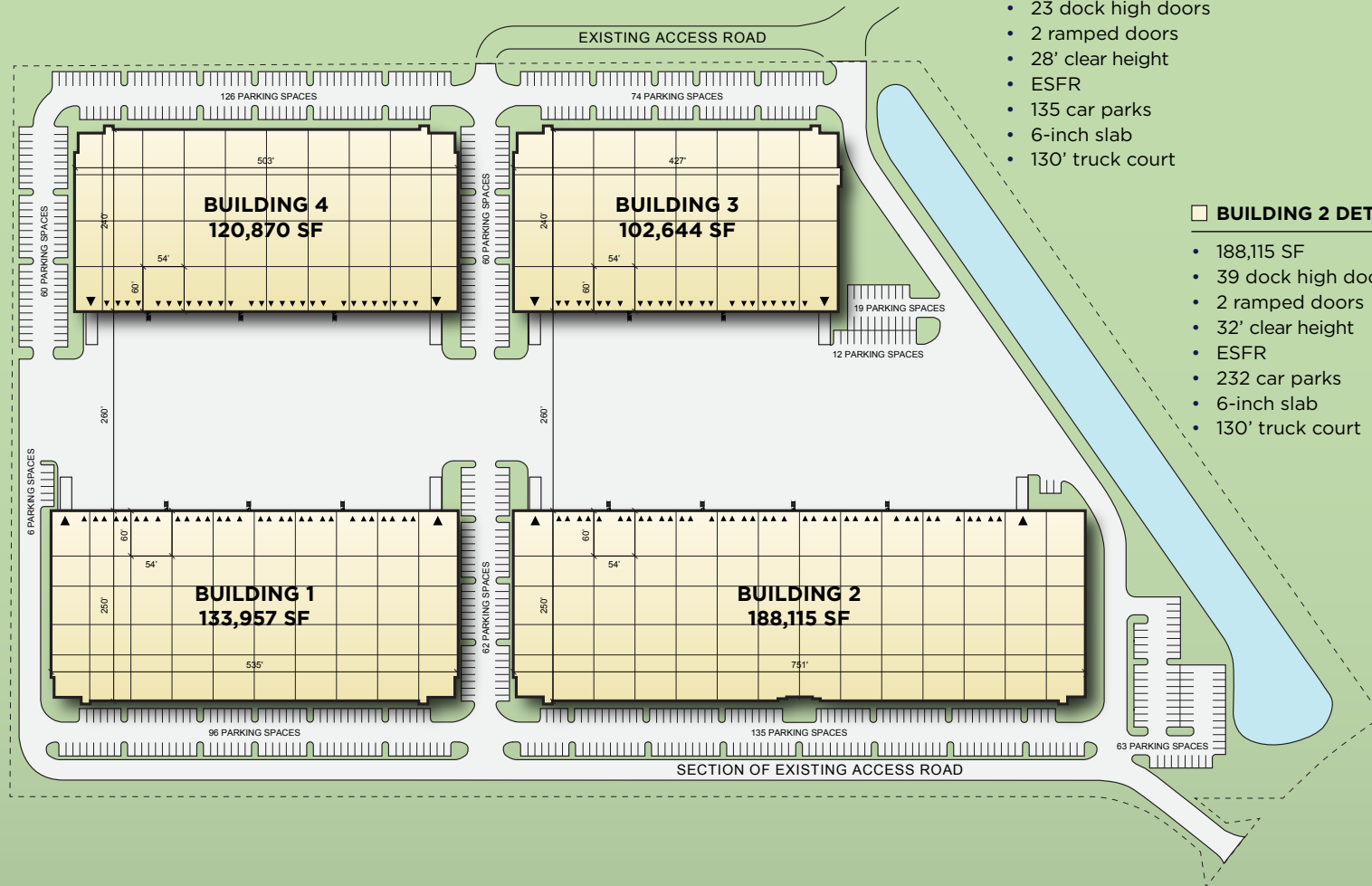
- 133,957 SF
- 30 dock high doors
- 2 ramped doors
- 32' clear height
- ESRF
- 133 car parks
- 6-inch slab
- 130' truck court

BUILDING 3 DETAILS

- 102,644 SF
- 23 dock high doors
- 2 ramped doors
- 28' clear height
- ESRF
- 135 car parks
- 6-inch slab
- 130' truck court

BUILDING 2 DETAILS

- 188,115 SF
- 39 dock high doors
- 2 ramped doors
- 32' clear height
- ESRF
- 232 car parks
- 6-inch slab
- 130' truck court



Kurt Griffin
Managing Director
214.683.4444 | Mobile
kurt.griffin@jll.com

Nathan Orbin
Managing Director
214.316.0833 | Mobile
nathan.orbin@jll.com

Dalton Knipe
Senior Associate
972.632.6911 | Mobile
dalton.knipe@jll.com

Weston King
Associate
830.214.5335 | Mobile
weston.king@jll.com



Scott Ellerman
Senior Vice President
214.814.4310 | Direct
214.208.1007 | Mobile
scotte@constellationrep.com

Natalie Yammine
Development Associate
214.984.3797 | Direct
817.455.2569 | Mobile
nataliey@constellationrep.com

30,000 to
545,586 SF



Constellation Mustang Crossing

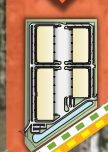
2100 Mustang Court, Southlake, TX 76092

Available for Lease Q1 2025

Legend:

- Ingress (dashed green line)
- Egress (solid yellow line)

Constellation Mustang Crossing



1.5 miles to 114 and 121

21 miles to
Downtown Dallas



5 miles to DFW Airport



17 miles to
Downtown Fort Worth

